

is

I

the

no

go

Tricky Words

all

she

Phase 2+3

he

be

we

me

are

they

Tricky Words



We can't sound them out!

We have to remember what they look like and think about what makes them tricky.



"/m/"



"/ă/"



"/p/"




to

I am going TO a party.
We are going TO eat
Birthday cake.
We are going TO play
games.

Phonics

ee ur ow

wh y au





Phonics



teaches us to...




...and if we can **read** and **write**, we can do **anything!**

Phase 2 – Set 2

m

twinkl.com



Say the phoneme



Put your lips together and make the mmmmm sound mmmmm

Say the phoneme

Phase 2 – Set 2

d

twinkl.com



<https://www.youtube.com/watch?v=kxHGPWFmMSA>

Put your tongue to the top and front of your mouth
and make a quick d sound d d d

Say the phoneme

Phase 2 – Set 3

g

twinkl.com




Give me a big smile that shows your teeth; press the middle of your tongue to the top and back of your mouth; push your tongue down and forward to make the g sound g g

Phase 2 – Set 3

O

twinkl.com



Make your mouth into round shape and say o o o