











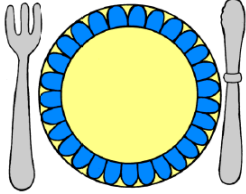

















## Phase 2 Pronunciation Guide

Grapheme	How it is pronounced – example within a word	Associated Image	Mouth Shape	How to produce the phoneme
<p style="text-align: center;">s</p> <p style="text-align: center;">ss</p>	<p style="text-align: center;">snake</p>			<p>Show your teeth and let the s hiss out ssssss ssssss</p>
<p style="text-align: center;">a</p>	<p style="text-align: center;">ant</p>			<p>Open your mouth wide and make the a sound at the back of your mouth a a a</p>
<p style="text-align: center;">t</p>	<p style="text-align: center;">tennis</p>			<p>Open your lips; put the tip of your tongue behind your teeth and press t t t</p>
<p style="text-align: center;">p</p>	<p style="text-align: center;">pig</p>			<p>Bring your lips together, push them open and say p p p</p>



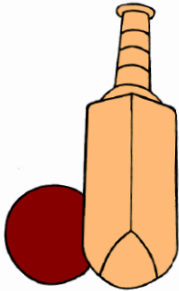



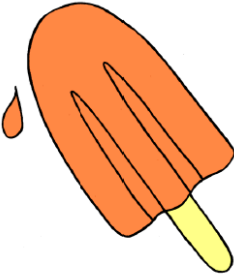

## Phase 2 Pronunciation Guide

<b>i</b>	ink			Pull your lips back and make the i sound at the back of your mouth i i i
<b>n</b>	noise			Open your lips a bit, put your tongue behind your teeth and make the nnnnn sound nnnnn
<b>m</b>	meal			Put your lips together and make the mmmm sound mmmm
<b>d</b>	drum			Put your tongue to the top and front of your mouth and make a quick d sound d d
<b>g</b>	gurgle			Give me a big smile that shows your teeth; press the middle of your tongue to the top and back of your mouth; push your tongue down and forward to make the g sound g g g

## Phase 2 Pronunciation Guide

<p style="font-size: 2em; text-align: center;">o</p>	<p style="text-align: center;">o n</p>			<p>Make your mouth into round shape and say o o o</p>
<p style="font-size: 2em; text-align: center;">c k ck</p>	<p style="text-align: center;">c k castanets click kite</p>			<p>Open your mouth into a little smile; make your tongue flat and move it up towards the top of your mouth to say c c c / k k k</p>
<p style="font-size: 2em; text-align: center;">e</p>	<p style="text-align: center;">e gg</p>			<p>Open your mouth wide and say e e e</p>
<p style="font-size: 2em; text-align: center;">u</p>	<p style="text-align: center;">u mbrella</p>			<p>Open your mouth wide and say u u u</p>
<p style="font-size: 2em; text-align: center;">r</p>	<p style="text-align: center;">r ag</p>			<p>Show me your teeth to make a rrrrr sound rrrrr rrrrr</p>

## Phase 2 Pronunciation Guide

h	hop			Open your mouth and breathe out sharply h h h
b	bat			Put your lips together and say b as you open them b b b
f ff	fish puff			Open your lips a little; put your teeth on your bottom lip and push the air out to make the sound ffff fffff
l ll	lick lolly			Open your mouth a little; put your tongue up to the top of your mouth, behind your teeth, and press llll lllll