

Springdale First School



Imagine, Believe, Achieve

Year 2 Art. Spring Term- Drawing

Children's prior learning in this area



Rembrandt – Two Cottages

- Using lines to smudge and blend
- Drawing different types of lines – wavy, thick, thin

Cultural Capital Opportunities






Brian Wildsmith – The little Wood Duck

- I am an artist
- I am an illustrator

Key vocabulary and glossary

- Line
 - Use of overdrawing
- Form
 - Creating form by shading and shape.
- Texture
 - Use shading, blending, smudging
- Colouring pencil
- Pastel
- Illustrator

Enquiry Question – Who is Brian Wildsmith?	Enquiry Question – How did Brian Wildsmith create his drawings?	Enquiry Question – Where does Brian Wildsmith get his inspiration from?
Concept - Artists	Concept - Artists	Concept – Generating Ideas
<p>Biographical knowledge Part 1 - Brian Wildsmith was born in 1930 and died in 2016. He was a British painter and children's book illustrator. Brian won an award for his famous wordless book – ABC, because the illustrations/ pictures are just as important as the text/ words. He is considered one of the greatest children’s illustrator. Illustrator – a person who draws or creates pictures for a book</p> <p>Task suggestions</p> <ul style="list-style-type: none"> - Children to talk and discuss about the different illustrations by Brian Wildsmith - As a class, create a mind map of facts about Brian Wildsmith. <p>Useful Link: BRIAN WILDSMITH</p> 	<p>Technique and Style Part 2 Children will explore the different illustrations by Brian Wildsmith. They will describe what they can see in his illustrations – the drawing are drawn over top of each other – over laying/ over drawing They will look at and talk about key elements within his work –form, line, texture Form – they can see 3D shapes through the drawing Line – the lines are drawn using overdrawing Texture – there is the idea of texture through the drawing of the feathers on the ducks</p> <p>Task suggestions:</p> <ul style="list-style-type: none"> - Using The Little Wood Duck – annotate one of his illustrations with his use of the key elements – Line, form, texture 	<p>Show children the book ABC, by Brian Wildsmith. Discuss the illustrations and how they draw the readers eye into the illustrations.</p> <p>Look at Brian’s life – his inspirations</p> <ul style="list-style-type: none"> - Using pictures of real life animals – show how Brian Wildsmith uses over drawing to create the key elements – Recall the use of texture from Year 1 with drawing lines to make wood – how can we create feathers with line - Children to use different mediums (pastel, colouring pencils). <p>Explicit teach drawing of illustrations – drawing what is seen – not what they think they see. – Recalling the Line that was learnt in Year 1 (Kandinsky – curved, thin, thick, straight)</p> <p>Task suggestions:</p> <ul style="list-style-type: none"> - Children to be given different illustrations to develop their over drawing skills. - Start with pencil and then when confident add colour with colouring pencils or oil pastels <p>Chapter 2. 1949-1961. Early London Years: The Slade School of Art. First commissioned illustrations. — BRIAN WILDSMITH</p> 

Enquiry Question – How can we create an illustration inspired by Brian Wildsmith?	Enquiry Question – How effective are my drawings and technique?
<p>Concept - Making</p>	<p>Concept - Evaluating</p>
<p>Show children the book ABC, by Brian Wildsmith.</p> <p>Using the key elements, discuss the different illustrations.</p> <p>Class to create a book of illustrations (based on curriculum/ theme/topic).</p> <p>Give each child a letter of the alphabet where they have to draw a picture to represent that letter.</p> <p>Children to use over drawing and different mediums to demonstrate the key elements.</p> <p>Form – they can see 3D shapes through the drawing</p> <p>Line – the lines are drawn using overdrawing</p> <p>Texture – there is the idea of texture through the drawing of the feathers on the ducks, smudging</p>	<p>Children will identify the elements that they have used in their drawings, form, colour, line, texture.</p> <p>Children will be able to talk about the reasons why they have made their specific choices and reflect on their effectiveness.</p> <p>Children will be able to compare their work with others and the artist, Brian Wildsmith.</p> <p>Class book – could be recreated for children.</p>