

Jackson Pollock March/April Artist of the Month



All About Jackson Pollock

(1912 - 1956)

American

Jackson Pollock was born in 1912, the youngest of five sons. He didn't have a very happy childhood. His father travelled a lot due to work and the family moved house often. He got into a lot of trouble at school and was expelled from high school twice.

When he was 18 he moved to New York to live and study with his brother Charles, who was an artist. His brother and their teacher inspired him to be a painter. He spent the next years experimenting with his art. In 1939 he saw an exhibition of the work of Pablo Picasso. This encouraged him to try new ideas.



All About Jackson Pollock

(1912 - 1956)

American

Pollock didn't paint on an easel like most painters, he put his canvases on the floor. He said it made him feel closer to the painting.



Pollock invented 'drip painting'. He would use different tools to drip, pour and splatter paint onto the canvas from above. These paintings became very famous.

Pollock was often very unhappy and he used his art to express his feelings. This is why many of his paintings use dark, gloomy colours.







Changing the Feeling

Darker, blue colours can make your painting seem sad, serious or even angry.

Look at these two paintings by Gustav Klimt.



Tints



Shades

Painting with Tints



Starry Night (1922-24)
by Edvard Munch

Darker colours are also
good for painting
shadows and night time.

Jackson Pollock

Jackson Pollock was an **abstract** artist who invented 'Drip Painting'.



Number 1A (1948)
by Jackson Pollock



Autumn Rhythm (Number 30) (1950)
by Jackson Pollock

Photo courtesy of Matthew Mendoza (@flickr.com) - granted under creative commons licence – attribution

Looking at Abstract Art: Autumn Rhythm (Number 30) (1950)



What do you see when you look at this painting?

How has the painting been made?

What kind of colours does Pollock use?

How would you describe these colours?

What shapes can you see?

What kind of lines can you see?

How do you think Pollock was feeling when he painted this?

How does the painting make you feel?

Do you like it? Why?



Greyed Rainbow
1953



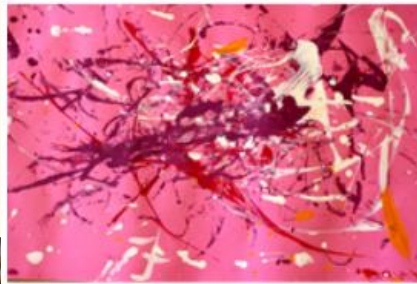
Number 7
1951




Number 5 (Detail)
1948

Art Task


- To create a drip painting/ splatter painting using different colours.



Drip Painting



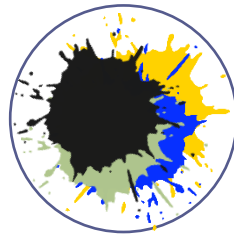
You will need...



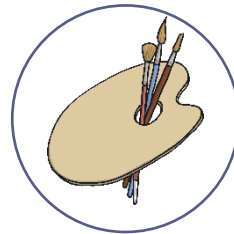
A3 card



Tools for dripping paint



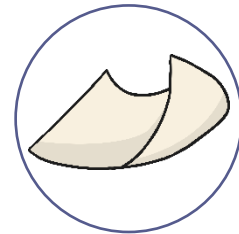
Paint in black and three other colours



A clean palette



Water



A rag

1. Use your black paint to mix several shades of each colour paint that you have.
2. Remember to swish, wipe and blot your brush each time.
3. Drip, squirt and spatter your paint onto the card. Remember to use all the shades you have mixed.

**What a good drip
painting looks like...**

